

LITTLE ADVENTURERS

Pre-Reader Summer Reading Program 2024



Name: _____

Directions: There are 25 circles on this sheet. Each circle contains an activity. Do an activity and cross out that circle. For every 5 circles you cross out, bring your sheet to the library to pick out a book to keep! When you have completed 20 circles turn in your sheet for a special prize. Turn over this sheet to learn about the benefits of these fun activities. June 15-August 10, 2024

Let your child squeeze water out of a sponge. Fun in the bathtub or on a hot day outside!

Sing to your child. You don't have to be a great singer. Have fun and sing whatever you are comfortable with.

Snuggle with your child as you read. Make reading a special bonding time between the two of you.

Practice sorting objects by color or size. Try using everyday things like toys.

Find a ball that is appropriate for your child and roll, it back and forth between you.

Talk about the world around you using describing words. Talk about the soft blanket or the tall tree.

Fill an open-topped container with child-safe items like toys. Let your child dump them out and fill again!

Cut open a paper bag or use some scrap paper. Encourage your child to make whatever marks they can using a pencil or crayons.

Clap along to a song with your child, or give them a spoon to bang on the floor in time to the music.

Read a book with animal sounds. A short list of examples is on the back of this sheet.

Draw random dots on a piece of paper and let your child connect them however they want.

Introduce your child to different shapes. Offer toys or safe objects to touch and explore as you talk about the shape.

Talk to your child as you perform tasks throughout the day, like when you are preparing a meal or giving your child a bath.

Blow bubbles with your child. Watch him/her try to catch them!

Practice animal sounds using books, songs, or toys!

Read a book with textures or flaps. Let your child explore!

Play peek-a-boo with your child. Use your hands or a towel to hide your face, smile big, and show your face! Say, "Peek-a boo!"

Recite nursery rhymes to your child. You can find two examples on the back of this sheet.

Count to your child during simple activities. Count kisses or cereal snacks, whatever you have on hand!

Sing the alphabet song to your child. You can sing it slow, fast, loud, or in a high or low voice.

Put on some music and hold your child securely as you sway to the beat.

Talk to your child about an event from their day. Listen to their responses. Use questions that expand your child's story. Avoid yes or no questions.

Use voices when you read with your child. Speak with a loud, or soft, or silly voice. Make up voices for different characters.

Name an object in the room you are in and ask your child to point to it or touch it.

Point out letters around the house and in your community. Boxes and signs are great places to look!

Prize
1

Prize
2

Prize
3

Prize 4
and
Final

Cadillac Wexford Public Library
411 S. Lake St. Cadillac, Michigan
231-775-6541
www.cadillaclibrary.org

Manton Public Library
404 W. Main St. Manton, Michigan
231-824-3584

Mesick Public Library
105 W. Mesick Ave. Mesick, Michigan
231-885-1120

CW
PL
Cadillac Wexford
Public Library

SUMMER READING 2024

NURSERY RHYMES

I'm a little teapot short and stout.
Here is my handle, here is my spout.
When I get all steamed up hear me shout!
Just tip me over and pour me out.


Wee willie winkie
runs through the town,
upstairs and downstairs
in his nightgown.
Rapping at the window,
crying at the lock,
"Are the children in their beds?
Now it's eight o'clock."

RHYMING BOOKS


- My Very First Book of Animal Sounds by Eric Carle
- Moo, Baa, La la la by Sandra Boynton
- Do Cows Meow? by Salina Yoon
- Peek-A-Moo by Nina Laden
- Barnyard Banter by Denise Felming
- What's Your Sound Hound the Hound by Mo Willems

The Benefits of Fun Activities!


Even simple activities can have a positive impact on a child's development! A lot of what you do instinctively with your little one helps them develop important skills. We've color-coded our activities to give you an idea of the benefits your child is getting during the fun they're having this summer. Remember- this should be fun! Play until your child is tired of the activity!




Reading. The love of reading is the number one best predictor of reading success! Teach your child to love reading by making it a fun and loving activity between the two of you.




Math skills. You can start practicing math skills early by counting with your child and exposing them to different shapes. Learning to recognize and repeat patterns and learning position words are also important math skills.




Music. Singing slows down language and helps children to hear the smaller parts of words – it's phonics practice!



Writing. Encourage your child to learn to operate their body effectively by practicing different kinds of movement and hand-eye coordination. This will help them learn to write later on.



Talking. Children learn language by observing it and practicing it with adults. Talk to your child often-the more words they hear, the better!



Playing! Play is how children learn best. Motor skills, reasoning, social and emotional skills as well as literacy are all improved by age-appropriate play!